



What Is This Module About?

What are your observations about your community? Do you think your community has problems that need to be addressed? You may be able to observe many problems in your community, but you might not know how to identify them properly. How can we properly identify these problems and present them to the right persons and authorities who can take care of them?

This module will teach you how to identify and list down your community problems. It will also help you identify the proper persons and authorities to whom you can present your community survey report.

This module is divided into three lessons:

Lesson 1 – *What Is a Community Survey?*

Lesson 2 – *Finding Out the Problems in Your Community*

Lesson 3 – *Using a Community Survey to Help Solve Your Community Problems*

This module is linked to the module entitled ***Participate in Community Development***. Before you start with this module you must have knowledge of the following topics covered in other modules: pollution, waste management, percentages, tables and graphs.



What Will You Learn From This Module?

After studying this module, you should be able to:

- ◆ describe the purpose of a community survey;
- ◆ enumerate the steps in conducting a community survey;
- ◆ record observations of the existing conditions in the community using a survey guide;
- ◆ tabulate, analyze and synthesize data collected in order to identify problems in the community;
- ◆ draw conclusions about the community based on the data gathered using the community survey;
- ◆ suggest recommendations to persons or authorities that can help solve identified problems; and
- ◆ present the results of a community survey.



Let's See What You Already Know

Before you start studying this module, take this simple test first to find out what you already know about the topic.

Read the statements below. Put a check mark (✓) in the blank under the appropriate column, depending on whether you *Agree* or *Disagree* with the statements.

	<i>Agree</i>	<i>Disagree</i>
1. Community problems such as waste and garbage do not affect the people in the community.	_____	_____
2. People don't need to analyze the situation or condition of their community, since it won't affect their daily lives.	_____	_____
3. Conducting a community survey is one form of analyzing the situation or condition of our community.	_____	_____
4. You are a responsible resident if you know your community problems and you do something about them.	_____	_____
5. All communities should have means to identify their problems, like a community survey.	_____	_____
6. A community survey is about the condition of the people in the community.	_____	_____
7. Community officials don't have any responsibility in conducting a community survey.	_____	_____
8. Only selected families of a barangay are involved during a community survey.	_____	_____
9. After conducting the community survey, it is important to make a report.	_____	_____
10. It is important to draw conclusions on the results of a community survey. This will help persons or authorities to determine the real problem in the community.	_____	_____
11. The results of the community survey should not be presented to community leaders or barangay officials.	_____	_____

12. Recommendations are suggestions to concerned people or authorities on how to address the identified problems in the community. _____
13. Any individual may conduct a community survey. _____
14. The report on the community survey should be clearly and simply stated. _____
15. The community members have no part in discussing the results of the survey. _____

Well, how was it? Do you think you fared well? Compare your answers with those in the *Answer Key* on pages 44–45.

If all your answers are correct, very good! This shows that you already know much about the topics in this module. You may still study the module to review what you already know. Who knows, you might learn a few more new things as well.

If you got a low score, don't feel bad. This means that this module is for you. It will help you understand important concepts that you can apply in your daily life. If you study this module carefully, you will learn the answers to all the items in the test and a lot more! Are you ready?

You may now go to the next page to begin Lesson 1.

What Is a Community Survey?

Has a person or a government agency ever asked you about any existing community problems? If you haven't experienced answering surveys, or if you weren't interviewed about your community problems yet, don't worry. This lesson will help you understand what a community survey is. You will also learn the procedures in conducting this survey. Most importantly, it will also teach you how you can identify the problems or needs in your community. For example, if your community is having problems with garbage collection and street lighting, these problems may be identified by a community survey. Are you ready? Let us start with the lesson.

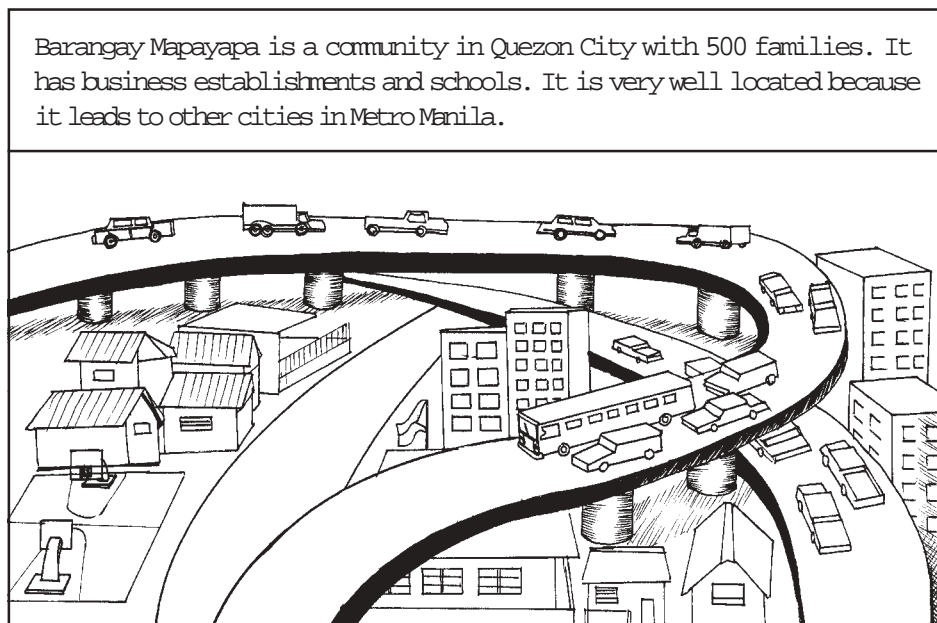
After studying this lesson, you should be able to:

- ◆ explain the meaning of the term “community survey;”
- ◆ describe the purpose of a community survey; and
- ◆ enumerate the steps in conducting a community survey.




Let's Study and Analyze


Read the story below.




However, the residents in the barangay complain about the following:
scattered garbage and waste in the community..



. . . poor street lighting . . .



. . . and neglected parks.



Answer the following questions.

1. Describe Barangay Mapayapa.

2. What are the existing problems in Barangay Mapayapa?

3. How can you help Barangay Mapayapa address its community needs and problems?

4. Can the problems of Barangay Mapayapa be addressed? Why or why not?

Compare your answers with those in the *Answer Key* on page 45.



Let's Think About This

Have you ever heard of a community survey? What is the purpose of this survey?

Read on to find out if your ideas are correct.

A **community survey** is a **formal or official study conducted in a community**. Its immediate purpose is to get feedback or opinion from the residents in the community about a problem or an issue. It is one way to properly identify problems and needs of a community through the information provided by the residents themselves.



Continue reading to find out more about the community survey.





Let's Study and Analyze

Read the story below.

Mr. Carlos Rivera is the Barangay Captain of Barangay Mapayapa. He wanted to conduct a community survey because he observed and heard complaints about the problems in his barangay, like poor garbage disposal systems, poor street lighting and the bad condition of the parks. He told his secretary, Mr. Celso Garcia about what he heard so he could conduct a meeting with his councilors.





Answer these questions.

1. Why did Mr. Rivera want to call a meeting?

2. Why did he want to conduct a community survey?

3. Why do you think his secretary, Mr. Garcia, considered it a good idea to conduct a community survey? Do you agree with Mr. Rivera?

4. Can Mr. Rivera and his staff conduct the community survey successfully?
Why or why not?

5. Do you think a community survey should be conducted in your community?
Why?

Compare your answers with those in the *Answer Key* on page 46.



Let's Try This

Sample Community Survey

(Adapted from the Utah Community Progress Sample Community Survey)

Below is a sample community survey. Try to fill it up by answering the items as honestly as you can and to the best of your knowledge.

1. How would you rate the following services in your community?

Place a check mark (✓) in the proper column. Use the rating system below.

A – Excellent

B – Adequate

C – Inadequate

D – Don't Know

	<i>A</i>	<i>B</i>	<i>C</i>	<i>D</i>
a. parks				
b. drainage system				
c. street maintenance				
d. garbage collection				
e. fire protection				
f. police protection				
g. ambulance service				
h. building inspection				
i. animal control				
j. street lighting				

2. Below is a list of services that generally require funding for maintenance and construction. Would you be willing to pay more taxes if you were sure that the money would be spent for the community projects? Put a check mark (4) in the column that applies to you (*Yes* or *No*).

	Yes	No
a. to provide additional parks		
b. to improve existing parks		
c. to improve drainage system		
d. to improve streets and roads		
e. to improve garbage collection		
f. to improve fire protection		
g. to improve police protection		
h. to improve ambulance service		
i. to improve street lighting		
j. to provide recreational facilities		
k. to build new sidewalks in existing areas		

3. How would you rate the following physical environment conditions in your community? Place a check mark (4) in the proper column. (*A* – Excellent, *B* – Adequate, *C* – Inadequate, *D* – Don't Know)

	A	B	C	D
a. maintenance of city parks				
b. condition of vacant lots				
c. appearance of buildings and establishments				
d. control of dust, mud, trash at construction sites				
e. pedestrian safety				

4. Please show how strongly you agree or disagree with the following statements. Use the rating system below.

SA Strongly Agree
A Agree
N Neutral
DA Disagree
SDA Strongly Disagree

	SA	A	N	DA	SDA
a. We need more facilities in our main park.					
b. We need more permanent open spaces.					
c. We need more trees in our community.					
d. Traffic congestion is a problem in our community.					

5. Using the same rating scales in numbers 1 and 3, how would you rate the following business services in your community?

	A	B	C	D
a. grocery stores				
b. pharmacies or drug stores				
c. department stores				
d. fast-food restaurants or eateries				
e. entertainment				
f. hardware/lumber stores				
g. auto services				
h. banking and financial services				

6. What kind of priority should your community give to the development of each of the following?

- 1** Top Priority
2 Intermediate Priority
3 Least Priority
4 Don't Know

	1	2	3	4
a. affordable housing				
b. business offices				
c. neighborhood convenience stores				
d. fast-food restaurants or eateries				
e. entertainment				
f. home business or livelihood programs				
g. schools or colleges				
h. health services				
i. others (specify) <i>street maintenance</i>				

Background Information:

(Check the applicable information.)

1. Are you: _____ Male _____ Female
2. How many years have you lived in your community?
 _____ 1 – 3 years _____ 11 – 15 years
 _____ 4 – 6 years _____ 16 – 25 years
 _____ 7 – 10 years _____ Over 25 years
3. Do you expect to be living in your community five years from now?
 _____ Yes _____ No _____ Don't Know
4. Are you renting or do you own your house?
 _____ Renting _____ Own

5. How many family members live in your house?
- | | |
|----------------------------|------------------------------------|
| <input type="checkbox"/> 1 | <input type="checkbox"/> 5 |
| <input type="checkbox"/> 2 | <input type="checkbox"/> 6 |
| <input type="checkbox"/> 3 | <input type="checkbox"/> 7 |
| <input type="checkbox"/> 4 | <input type="checkbox"/> 8 or more |
6. What is the present age of each family member living in your house?
- a. Your present age: years old
- If applicable,
- b. 2nd family member: years old
- c. 3rd family member: years old
- d. 4th family member: years old
- e. 5th family member: years old
- f. 6th family member: years old
- g. 7th family member: years old
- h. 8th and other family members: years old
7. Do you or any other members of your household attend school?
- Yes No
8. If yes, how many of you attend the following schools?
- Number of household members attending:
- Elementary schools
- Secondary schools
- Colleges or universities
- Home Study Programs
9. In what industry is the major wage earner in your family employed?
- | | |
|---|--|
| <input type="checkbox"/> Agriculture | <input type="checkbox"/> Finance, Insurance, Real Estate |
| <input type="checkbox"/> Mining | <input type="checkbox"/> Government |
| <input type="checkbox"/> Construction | <input type="checkbox"/> Education/Training |
| <input type="checkbox"/> Manufacturing | <input type="checkbox"/> Services |
| <input type="checkbox"/> Retail/Wholesale | <input type="checkbox"/> Retired |

_____ Transportation, Communications, and Public Utilities
_____ Homemaker
_____ Student

10. Which of the following categories best describes your gross total family income last year?

_____ ₱ 170,000 and over
_____ ₱ 130,000 – ₱ 169,000
_____ ₱ 100,000 – ₱ 129,999
_____ ₱ 70,000 – ₱ 99,999
_____ ₱ 30,000 – ₱ 69,999
_____ Less than ₱ 30,000

11. What was the level of education you completed?

_____ Elementary
_____ High School
_____ College
_____ Vocational
_____ Postgraduate

12. If you have additional comments about your community, write them below.

Finished? Compare your answers with those in the *Answer Key* on pages 46–50.

Well, how was it? Were you able to answer all the items in the survey? If yes, very good! It shows that you are a good observer, and that you know much about your community. If your answer is no, don't worry. There is still time to get to know more about the community where you live. Knowledge of your community helps you identify the problems that need to be addressed. A community survey helps you to recognize the problems that need immediate action, or that should be dealt with first.



Let's Think About This

How do we conduct a community survey? Write down your ideas in the blanks below.

Read on to find out if your ideas are correct.

A community survey is conducted through an **interview**. An interview is **part of a research method in which a person is asked questions about a certain topic**. Those who are conducting the survey visit each household and ask the respondents to answer a survey. **Respondents** are people who will answer the survey. Others who conduct the survey leave the survey form with the head of the household and collect the completed form on an agreed date. There are large communities that conduct a survey by mailing or delivering the survey forms to the respondents. However, it is best to conduct the survey personally in order to have all the questions answered by the respondent.



Let's Try This

The following are the activities you can follow when conducting a survey:

1. Get copies of the sample survey you have answered. If your barangay already has a survey, ask them for copies. Also, get some sheets of paper and a pen.
2. Visit a next-door neighbor. Greet the person first and ask him/her if it is all right for you to interview him/her. You may introduce yourself.

Example:

“Good morning! My name is Maya dela Cruz. I am an NFE A&E learner and I would like to ask if it is all right to interview you.”

You can also think of other introductions that you can use for your interview.

3. Inform the respondent of the nature of the interview. Explain to him/her the purpose of the survey.

4. Ask these opening questions before you proceed with the survey. These questions aim to find out basic information about the respondent. Write down the respondent's answers on a sheet of paper.
 - a. What is your name?
 - b. How old are you?
 - c. What is your address?
 - d. How long have you been living in the community?
 - e. How would you describe the community?
 - f. What are the problems of the community?
 - g. What changes or improvements would you like to see in the community?

These questions are guide questions only. If you have other questions you want to ask, present them to your Instructional Manager or Facilitator for feedback.

5. Ask the questions in the survey. Allow the respondent to take time in answering the questions. Have the respondent answer the items one at a time.
6. As a final question, ask the respondent how she/he felt about the survey.
7. After the interview, thank the respondent for his/her time and willingness to answer and be interviewed in the survey. You may now visit other respondents. You may visit at least 3 other neighbors.
8. After you have finished the survey, compare them with the sample survey you got and with the one found in the *Answer Key* on pages 46–50. Discuss the information you have gathered with your Instructional Manager or Facilitator. You may have a discussion with a member of your family, a friend or a co-learner about the results of your survey. Share your feelings about the interviews that you have conducted.

Good luck with your interview! It will be a good opportunity to learn much about the members of your community and the community itself.



Let's Think About This

The previous activity gives you an idea of how to conduct a survey. It also gives you an opportunity to learn about the priority needs and problems of your community.

Answer the following questions.

1. How did you feel while conducting the survey?

2. What did you observe about the respondents while you were interviewing them?

3. How did the respondents feel about the survey?

4. What did you learn about your community after conducting the survey?

Compare your answers with those in the *Answer Key* on page 50.



Let's Read



Read the story below.


One day in Barangay Mapayapa, Pedro and Juan were discussing something.

Juan, I learned that we can conduct a community survey in our barangay. This will help our residents assess our community problems and how we can solve them.

That's interesting. Do you know who we should notify before we conduct the community survey?

A black and white line drawing of two men standing outdoors. The man on the left is wearing a short-sleeved collared shirt and is looking towards the man on the right. The man on the right is also wearing a short-sleeved collared shirt and is looking back at the first man. In the background, there is a simple sketch of a house with a gabled roof and some foliage.






Let's Think About This

Answer the following questions.

1. Who can conduct a community survey?

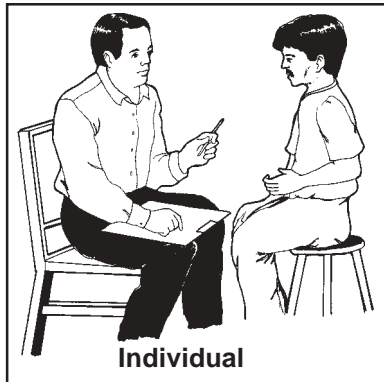
2. Why is it important to notify the barangay and the residents of the community about the community survey?

Were you able to answer the questions above? Continue reading to find out if your answers are right.




Let's Learn


Anyone can conduct a community survey. As long as he, she, or the group or organization, knows the process of conducting a survey.



Individual




Group



Officials or Organization

In most communities, the community survey is an activity of the barangay officials. It is used to **determine the needs of the community**, so that they can **plan and create programs and projects** that will address these needs. These may be infrastructure, health or livelihood programs or projects.



It is important to notify the barangay officials because they can help or assist the individual, group or organization that will conduct the community survey. They can also use as reference the previous results of a community survey conducted by the barangay.

The community survey results of the barangay may have focused on questions that were already addressed by the government or residents in the community. In this process, the group or individual conducting the survey may look into other conditions or situations of the community that need to be addressed.

Are your community projects based on the needs of the residents in the community? Why or why not?

Do you know the steps in conducting a community survey? If you do, good! Still, you may learn some more new things as you read on.



Let's Read


Here are the procedures in conducting a community survey. Study them well.

Visit your barangay chairman or leader of the community. Discuss with him/her how you will conduct the community survey. Also, discuss with him/her the purpose of the activity. It is important to get the support of your barangay officials because their participation is needed in the success of the community survey.




If there is an existing community organization, you or your group can meet with the officers. Inform them about the activity. You may discuss with them what a community survey is and its purpose. You may also encourage them to do research on a barangay project. Get the organization's approval and participation in the survey. You may also explain the issue or problem that the organization may want to address.





Show the sample community survey on pages 9–13. You may suggest to the barangay captain to ask city or town officials for copies of a survey form that is appropriate for your community. You may still make use of the sample survey in this module and add, remove or change items to make the survey applicable to your community. You may consult an expert on community surveys or government agencies for this.



After making or selecting a community survey that is appropriate for your community, request a general meeting with the residents. This will help you explain the nature and purpose of a community survey. This will also help you or your group set a schedule for conducting the survey. Questions about the survey may also be entertained during the community meeting.



When a schedule has already been set for the community survey, you and the barangay officials may start interviewing the residents in your community.

Now you know how to conduct a community survey. It is very important to know that you can influence your community leaders to conduct a community survey, especially when you see a need for it.

Think about the steps in conducting a community survey again. Do you remember all of them? If you can't remember all of them, you should go over the steps to understand them more clearly.



Let's See What You Have Learned

Answer the following questions.

1. What is a community survey?

2. What is its purpose?

3. How can a community survey be conducted?

4. Who can conduct a community survey?

5. Who are involved in a community survey? Why is their participation important?

6. How will you conduct a community survey in your own neighborhood? What steps should you take to ensure that you would conduct the survey successfully?

Compare your answers with those in the *Answer Key* on page 51.



Let's Remember

In this lesson, you have learned the following:

- ◆ A community survey is a formal or official study conducted in a community. It aims to identify the problems or needs in the community.
- ◆ An interview is a means through which a community survey may be conducted.
- ◆ Anyone in the community can conduct a community survey, as long as she/he has the cooperation of the barangay leaders and the residents.
- ◆ The following are the steps in conducting a community survey:
 - Visit your barangay chairman or the leader of the community and discuss with him/her the importance of a community survey.
 - If there is an existing community organization, you or your group could meet with the organization and inform them about the community survey.
 - Decide on the survey form that is appropriate for your community. You may consult community survey specialists or government agencies.
 - Hold a meeting with the members of the community to explain to them the nature and purpose of the survey.
 - Set a date for conducting the survey. It is important that all the residents in the community participate in the survey.

Finding Out the Problems in Your Community

In Lesson 1, you learned about the nature and purpose of a community survey. It is very important that all members of the community participate in the survey. Do you still remember the steps in conducting a survey?

In this lesson, you will learn how a survey can identify the problems and needs in your community. You will also learn to classify, analyze and draw conclusions about the data or information you have gathered from your survey.

After studying this lesson, you should be able to:

- ◆ record observations of existing conditions in the community using a survey guide;
- ◆ tabulate data collected through the survey;
- ◆ analyze and synthesize the collected data in order to identify problems in the community; and
- ◆ draw conclusions about the community based on the data gathered from the community survey.



Let's Try This

This is an activity on recording information or observations in your community. Follow the instructions stated below.

1. Get a sheet of paper and a pen.
2. On the sheet, list down your observations about your community. Base your observations on the following topics.

- a. Garbage disposal

For example, how do the people in your community dispose of their garbage and waste?

- b. Street maintenance

For example, what is the condition of the streets in your community?

Record as many observations as you can.

Were you able to record many observations about your community? What were these observations about?

You may present your work to your Instructional Manager or Facilitator for feedback. You may also look at the sample answer to this activity in the *Answer Key* on pages 51–52.




Let's Think About This

In a community survey, it is important to record all the answers of your respondents in the survey. This ensures that all members of the community have participated and have voiced out their opinions and suggestions regarding the condition of your community.

Why is it important in a community survey to gather the information from the people in the community?

We must remember that the community survey aims to identify the problems and needs of the members of the community. By identifying these problems and needs, we will also be able to identify programs and services that should be made available to the residents in the community and to the community itself.


The members of the community serve as a basis in identifying certain projects, programs and services that will benefit them. These projects, programs and services will develop and improve the condition of the community and the quality of life of its members.




Let's Learn

Here are some important tips in conducting a community survey.


1. The interviewer should plan his/her schedule in specific areas of the community. If he/she is not familiar with the community, he/she should have someone from the community to guide him/her. This will help him/her save time in conducting the interviews.
2. It is important that all the items in the survey should be answered by the respondent.





3. If the respondent has questions about any item in the survey, the interviewer should give a simple and clear explanation of that item.



4. The interviewer should be attentive to the respondent during the interview.



5. The items in the survey should be explained clearly by the interviewer.



Let's Learn

Juan, Pedro and the community volunteers have just finished conducting the community survey in Barangay Mapayapa. They are now going to tabulate and analyze the data or information they have gathered.

Why is it important to tabulate and analyze the data you have gathered from the survey?

In a study such as a community survey, data are tabulated for easy interpretation. It is easier to look at and analyze data that has been properly arranged. When the data has been tabulated and analyzed carefully, it is easier for the barangay officials to discuss the problems and needs in the community. It enables them to focus on the responses of the residents and helps them in identifying which needs should be given priority.

It is important to do the following with the data you have gathered:

1. Determine the total number of respondents who participated in the survey. This helps you to determine the total number of responses you expect for each item in a survey. Let’s say the total number of respondents is 14. We will refer to the sample survey on pages 9–13.
2. Tabulate or count the responses for each item of survey.

For example:

Item No. 1: How would you rate the following services in your community?

- Rating Scale: *A* – Excellent
 B – Adequate
 C – Inadequate
 D – Don’t Know

	A	
a. parks	//	
b. drainage system	//	//
c. street maintenance	//	
d. garbage collection	/	

3. After tabulating or counting the responses, go over again to the responses in the survey just to make sure of your tabulation.
4. Analyze and interpret the tabulated data.

For example:

Item No. 1a: Parks

- ◆ There are two respondents who say that the park services in their community are excellent, four who say that they are adequate, five who say that they are inadequate and three who say that they don’t know.
5. Arrange the data based on your analysis and interpretation. The survey focuses on the needs of the community. Therefore, you should arrange your data based on the needs of the community as they are reflected by the responses of the community members. The background information does not need to be classified like this, although it needs to be tabulated.

For example:

Item No. 1: Rating of community services

- ◆ Number of responses that say that the following community services are inadequate:

a. garbage collection
b. street maintenance
c. parks
d. drainage system

6. Make conclusions based on the data that you have analyzed.

For example:

- ◆ Among the list of community services that the community members feel are inadequate, garbage collection is the primary concern. The secondary concern that should be addressed is street maintenance.

In analyzing and synthesizing the information or data you have gathered, you should carefully study the items that may lead to the identification of the needs or problems in your community. The responses of the residents will bring to attention the condition of the community.

The responses in each item must be carefully considered and weighed in order for you to understand the real needs or problems of the community. That is why it is important to first tabulate all the responses to the items in the survey. You must be able to collect and tabulate all the responses before you analyze them. Each response is important in identifying community needs and problems.

For example, go back to the survey on pages 9–13. Look at the first item in the survey. Community services are very important to the development of the community. All the residents benefit from these services. If these services are inadequate, the people should be consulted so that programs and projects may be created to fulfill the needs of the residents.

The conclusions you make are the summary of the results of your survey. These give the general condition of the community and the immediate needs of the residents.

For example, you have discovered from the survey that most of the residents complain about the poor street lighting in the community. You can conclude then that street lighting should be a priority in developing the community.



Let's Try This

Write down your conclusions about the survey you have conducted (in *Let's Try This*, pages 14–15). Show your conclusions to your Instructional Manager for comments.



Let's See What You Have Learned

- A. The following are steps in handling the data you have gathered from your community survey. Arrange them in their proper order. Write **1** for the first step, **2** for the second and so on.
- _____ Analyze and interpret the data.
 - _____ Make your conclusions.
 - _____ Tabulate your data.
 - _____ Arrange your data according to your analysis and interpretation.
 - _____ Determine the total number of people who participated in the survey.
 - _____ Go over the data once more to make sure your tabulations are correct.
- B. Answer the following questions.
1. Why is it important to tabulate and analyze the data you have gathered?

 2. How should you treat each response in the survey as you analyze and interpret your data? Why?

 3. What are included in your conclusions about the survey?

Compare your answers with those in the *Answer Key* on page 52.



Let's Remember

In this lesson, you learned that:

- ◆ The survey can identify the needs and problems of the community. Through the survey, programs and projects can be created to meet those needs.
- ◆ You should do the following with the data you have gathered from your survey.
 - Determine the total number of people who participated in the survey.
 - Tabulate your data.
 - Go over the data once more to make sure your tabulations are correct.
 - Analyze and interpret the data.
 - Arrange your data according to your analysis and interpretation.
 - Make your conclusions.
- ◆ You should treat each response in the survey as very important because each response reflects the condition of the community. It is the responses of the residents that will determine the needs and problems in the community that need to be addressed.

Using a Community Survey to Help Solve Your Community Problems

In any study, like a community survey, it is very important that you are able to present the data you have gathered. You should report your results and conclusions to the proper authorities and the people concerned. In this lesson, you will learn how to notify the proper authorities and the people concerned—the residents themselves.

After studying this lesson, you should be able to:

- ◆ make recommendations to persons or authorities concerned to help meet the needs and problems identified in the community survey; and
- ◆ present the results of the survey.



Let's Study and Analyze

Study the situation below. Then, answer the question that follows.

You have finished making conclusions about the data that you have gathered from the community survey. One of your conclusions is on the need to improve the garbage disposal system in your community. You found out that 300 residents out of 350 believe that the garbage disposal system and collection services are inadequate.

What do you recommend or suggest should be done about the inadequate garbage disposal system and collection services?


Compare your answer with that in the *Answer Key* on page 52.



Let's Think About This

Why is it important to make recommendations to concerned persons or authorities about the needs and problems that have been identified in the community survey?

Recommendations are suggestions or possible solutions to the needs and problems identified in the community survey. They can bring the attention of barangay officials and persons in authority to the condition of the community and the status of its residents.



You should also consult the members of the community on the recommendations you have made regarding the results of the survey. They may have suggestions on how to meet the needs of the community, since they are the ones who are affected by the problems faced by the community.

However, you should remember that not all recommendations will be effective solutions to your community's problems. You should discuss with the community leaders and members which recommendations are effective and can be used to meet the needs of the community.

In addition, some recommendations may be on further studies about the condition of the community. For example, after a Rural Health Unit (RHU) finished its community survey, it was found out that many children in the community were malnourished or fed improperly or inadequately. It was recommended that the government conduct a national survey to determine the numbers of cases in malnourishment or malnutrition in the country.

Have you ever made a recommendation in solving a problem in your community?
If yes, what was the problem and what was your recommendation?

Compare your answers with the sample recommendations in the *Answer Key* on page 53.



Let's Talk About This

After you have listed down your recommendations based on the results of your survey, you have to present them to the community officials and members.

Why is it important to present the results of the survey and your recommendations on the problems identified?

Why do you have to present these results and recommendations to the community?

Were you able to answer the questions above? Read on to find out if your ideas are correct.

A presentation is the means through which the people in your community will learn about the results of the survey. It is very important to present the result of the community survey so that the residents and officials will know the needs that have to be addressed in the community. You may also present your results to organizations in the community or agencies that may help meet the community's needs.




Let's Read

You should also have a report on the community survey. Your report will contain the results of the survey, tabulation, analysis, interpretation, conclusions and recommendations.

Here are some tips on how to make a report on the results of your community survey.

1. The report should contain the summary of the results of the survey. You should mention the most important problems that need to be addressed.
2. Use brief statements and paragraphs that clearly emphasize the problems and needs in the community.
3. Use headings to indicate the content of each paragraph or set of related statements.
4. Use tables and graphs to clearly and easily show the results of the survey.
5. It is important to include your conclusions and recommendations in the last part of the report. These will determine what actions should be taken to meet the needs of the community.
6. Make copies of the report and give them to the community's officials and the residents in the community. These copies may be given while the survey results are being presented and discussed in a barangay meeting.



Let's Learn

How do you present the responses of the residents to the items in the survey? Below are some methods in presenting your results. Study them carefully.

1. Use **tables**. (Examples can be found on pages 28–29. Tables make it easy for you to show the results of the survey. The people to whom you'll present the data will also see the results clearly and easily.

Example: Study the table on the next page. The items are based on the sample survey on pages 9–13. They have already been arranged according to their importance as reflected by the number of responses. The total number of participants in the survey is 14.

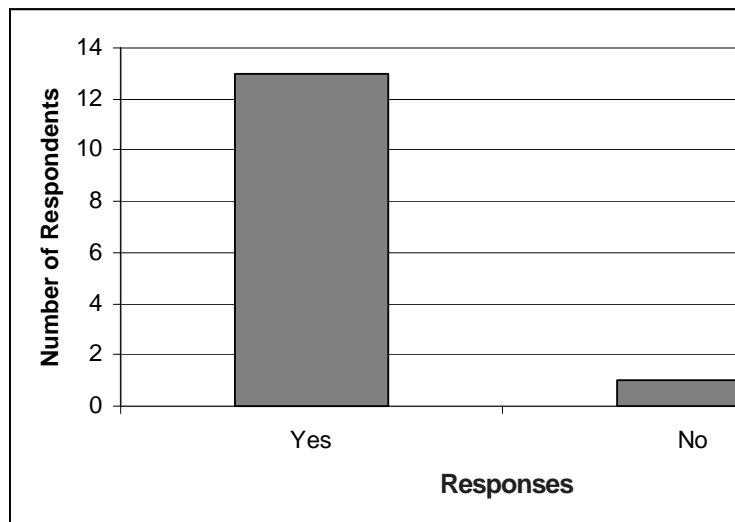
Item No. 2: Willingness to pay more taxes if the money will be spent for the following purposes:

- | |
|---------------------------------|
| a. to improve streets and roads |
| b. to improve drainage system |
| c. to improve existing parks |
| d. to provide additional parks |

2. Use **graphs**. A graph gives a clearer picture of the results of the survey because it will enable you to see the differences between or among responses.

Here is an example:

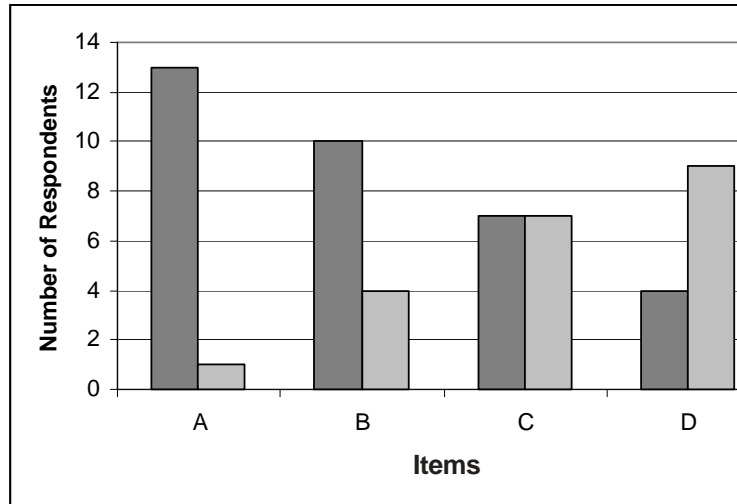
Item No. 2: Willingness to pay more taxes if the money will be spent to improve streets and roads.



Example:

Item No. 2: Willingness to pay more taxes if the money will be spent for the following purposes:

- | |
|----------------------------------|
| A – to improve streets and roads |
| B – to improve drainage system |
| C – to improve existing parks |
| D – to provide additional parks |



3. You may use **percentages**. Percentage refers to the number of a certain response over the total number of responses. You multiply this by 100. Make sure you know the total number of participants in the survey.

Example:

Item No. 2: Willingness to pay more taxes if the money will be spent for the following purposes:

$\frac{3}{4} \times 100 = 92.9$	
	a. to improve streets and roads

Percentage of “Yes” responses:

Percentage of “No” responses: $\frac{1}{4} \times 100 = 7.1\%$

The table will look like this:

a. to improve streets and roads

If you need to know more about tables, graphs and percentages, refer to the modules which discuss these topics. You may also consult your Instructional Manager about these modules.

You should always remember that when you present the results of your survey, you should be clear and direct to the point. Your report should also be clear, brief and easy to read, focusing on the things that need to be addressed immediately.



Let's Try This

Let's see if you know how to present the results of a survey. Read the following situation. Then, make a graph based on the data given in the situation.

The community organization of Barangay Mapayapa had a community survey. Based on their survey, out of 150, 10 respondents believe that the park services in their community are excellent; 40 believe that they are adequate; 80 believe that they are inadequate; and 20 do not know.

Make your graph here and give it a title.

Compare your graph with the one in the *Answer Key* on page 53.



Let's See What You Have Learned

Read the situation below. Then, answer the questions that follow.

After conducting a survey and analyzing its results, you found out that the health services in your community should be improved. 89 out of 100 respondents say that the community's health services are inadequate, while 11 respondents say that the services are adequate.

1. What are your recommendations for the problem identified in the community survey?

2. To whom will you present the results of this item in the community survey and your recommendations for it? Why?

3. How will you present the results of this item in the survey?

Use the space below for your table, graph or percentages.

Compare your answers with those in the *Answer Key* on pages 53–54.



Let's Remember

- ◆ Recommendations are suggestions or possible solutions to the needs and problems in the community identified in the community survey.
- ◆ You should present the results of the survey to the community officials and members so they may know the problems and needs in the community that should be addressed.
- ◆ A report should also be made on the results of the community survey and copies should be given to all members of the community and to the community officials and other persons of authority concerned.
- ◆ You should make your presentation and report clear and easy to understand, so that community members can participate in discussing solutions to the needs and problems identified by the community survey. You can use tables, graphs and percentages so the community members may find it easy to understand the results of the survey.



Let's Sum Up

In this module, you learned that:

- ◆ A **community survey** is a formal or official study conducted in the community to identify the community's needs and problems. Through the survey, projects and programs may be created to address the needs of the community.
- ◆ An **interview** is a method of conducting a survey through which the responses of the community members to the survey may be gathered.
- ◆ The steps in conducting a community survey are the following:
 - Visit your barangay chairman or the leader of your community and discuss with him the nature and purpose of the community survey you wish to conduct. You may also inform the organizations in your community about the survey.
 - Decide on the survey form that is appropriate for your community. You may consult government agencies or survey specialists.
 - Hold a meeting with the members of the community to explain to them the nature and purpose of the community survey. Their participation is important in ensuring a successful survey.
 - Set a date for conducting the survey. This is to make sure that all the residents in the community will be able to participate in the survey.
- ◆ When you have gathered the results of the survey, you should do the following:
 - Determine the total number of respondents in your survey.
 - Tabulate your data.
 - Review the data to make sure your tabulations are correct.
 - Analyze and interpret the data.
 - Arrange your data according to your analysis, interpretation and the relation of the items in the survey.
 - Make your conclusions.
- ◆ After you have made your solutions, give recommendations on how to deal with the problems and needs of your community.
- ◆ Present and make a report on the results of the survey to the barangay officials and members of the community. Everyone in the community should be involved in determining the possible and effective solutions to the community's problems and needs.



What Have You Learned?

Read the following statements. Put a check mark (✓) in the box if you agree with the statement. If you disagree, place an X-mark (✗) in the box. Explain your answers.

1. Conducting a survey would best help barangay officials and residents to identify the needs in their community.

2. One aim of the community survey is to help improve the quality of life of the residents in the community.

3. You don't need to discuss the community survey you want to conduct with your community's officials and residents.

4. The community survey encourages the participation of the residents in the community.

5. It is important to make a report on the results of the community survey.

6. Only a few residents in the community should take the community survey.

7. We need to consider all the answers of the respondents in the survey.

8. Your recommendations based on the results of the survey should be immediately implemented by the officials and residents in your community.

9. The barangay residents and officials should be given reports on the results of the community survey.

10. There is no need to conduct a community survey as long as you have identified a problem in the community.

Well, how did you fare? Compare your answers with those in the *Answer Key* on pages 54–55.

If the number of correct answers you got is:

- 9 – 10 Very good! You have learned a lot from this module. You may now proceed to the next module.
- 6 – 8 Good! Just go back and review the items that you answered incorrectly.
- 0 – 5 You have to review the whole module.



Answer Key

A. Let's See What You Already Know (pages 2–3)

1. **Disagree.** Community problems directly affect the people who live in the community. Problems such as improper waste and garbage disposal affect the health of the residents because illnesses and diseases may occur.
2. **Disagree.** By identifying the needs or problems of the community, programs, services and projects can be created and implemented.
3. **Agree.** It is a study conducted in order to know the existing condition of the community.
4. **Agree.** A responsible resident is someone who is aware of the condition or situation of his/her community. Knowledge of your community enables you to participate in addressing its needs and problems that have been identified.
5. **Agree.** For a community to develop, it must be able to identify its needs and problems. They may be identified through researches and studies like a community survey.
6. **Agree.** The community survey aims to find out the existing condition of a community and the needs and problems that should be addressed.
7. **Disagree.** Community officials have a great responsibility to make sure that programs, projects and services they provide address the needs of the residents in the community.
8. **Disagree.** All residents in the community should participate in the community survey because they are the ones who will benefit from the services, programs and projects that will be created to meet the community's needs and problems.
9. **Agree.** It is important that a report is made on the results of the community survey. This report should be shown to the community's officials and residents, so that possible programs and projects may be discussed to address the needs and problems of the community identified in the survey.
10. **Agree.** The conclusions help give the barangay officials a good idea of the condition of the community. They also focus on the problems and needs that should be immediately addressed.

11. **Disagree.** The barangay officials should be able to see the results of the survey so they can create programs and projects that will address the needs and problems of the community that have been identified in the survey.
12. **Agree.** Recommendations give suggestions about what projects and programs may be implemented to effectively address the community's needs and problems.
13. **Agree.** Any individual may conduct a community survey as long as she/he has the knowledge and skill in doing it. It is also important that she/he coordinates with the community's officials and residents for the survey to be successful.
14. **Agree.** A clearly stated report on the results of the community survey helps those who read it to understand what the survey aims to present. This also helps for easy discussion of the community needs and problems and the means to address them.
15. **Disagree.** The residents should participate in discussing the results of the survey because they are the ones who will benefit from the project and programs that will be created to address the needs and problems that have been identified.

B. Lesson 1

Let's Study and Analyze (pages 4–6)

1. Barangay Mapayapa is a community in Quezon City consisting of 500 families. It has business establishments and schools. It is very well located because it leads to other cities in Metro Manila.
2. The existing problems in Barangay Mapayapa are scattered garbage and waste, poor street lighting and neglected parks.
3. I can help Barangay Mapayapa address its community problems by suggesting to the barangay leaders that a community survey be conducted. I will explain to them that it will help identify the needs and problems of the community. The results of the survey will reflect the views of the residents regarding the condition of the community.
4. This is a sample answer. Your answer may depend on your point of view.

Yes, the problems of Barangay Mapayapa can be addressed if the community leaders and residents work together in solving their problems. They can discuss what projects and programs should be implemented to meet the needs of the community.

You may show your answer to your Instructional Facilitator for additional feedback.

Let's Study and Analyze (pages 7–9)

1. Mr. Rivera wanted to call a meeting in order to talk about conducting a community survey.
2. He wanted to conduct a community survey because he wanted the residents to identify the needs and problems in the community so that these can be addressed.
3. Mr. Garcia agreed with Mr. Rivera because he also felt the need to identify the problems in their community. He believed that the residents could help address those problems by identifying them through the survey.
4. I think they can conduct the survey successfully because it seems that everybody is concerned with the condition of the community. If the barangay officials conduct the survey, the residents are most likely to participate, so that their complaints can be acted on properly by their local authorities.
5. I agree with Mr. Rivera that a survey should be conducted. This survey will benefit the residents of the community. When the problems have been identified, projects and programs can be created and implemented to solve those problems.

Let's Try This (pages 9–13)

These are sample answers. Your answers may be different.

1. How would you rate the following services in your community?

Place a check (✓) in the proper column. Use the rating system below.

- A* – Excellent
- B* – Adequate
- C* – Inadequate
- D* – Don't Know

	<i>A</i>	<i>B</i>	<i>C</i>	<i>D</i>
a. parks		✓		
b. drainage system			✓	
c. street maintenance			✓	
d. garbage collection			✓	
e. fire protection		✓		
f. police protection		✓		
g. ambulance service				✓
h. building inspection				✓
i. animal control			✓	
j. street lighting			✓	

2. Below is a list of services that generally require funding for maintenance and construction. Would you be willing to pay more taxes if the money would surely be spent for the community projects? Put a check (4) in the column that applies to you (*Yes* or *No*).

	Yes	No
a. to provide additional parks		4
b. to improve existing parks	4	
c. to improve drainage system	4	
d. to improve streets and roads	4	
e. to improve garbage collection	4	
f. to improve fire protection		4
g. to improve police protection		4
h. to improve ambulance service		4
i. to improve street lighting	4	
j. to provide recreational facilities		4
k. to build new sidewalks in existing areas	4	

3. How would you rate the following physical environment conditions in your community? Place a check (4) in the proper column. (*A* – Excellent, *B* – Adequate, *C* – Inadequate, *D* – Don't Know)

	A	B	C	D
a. maintenance of city parks		4		
b. condition of vacant lots				4
c. appearance of buildings and establishments		4		
d. control of dust, mud, trash at construction sites			4	
e. pedestrian safety		4		

4. Please show how strongly you agree or disagree with the following statements. Use the rating system below.

- SA* – Strongly Agree
A – Agree
N – Neutral
DA – Disagree
SDA – Strongly Disagree

	SA	A	N	DA	SDA
a. We need more facilities in our main park.			4		
b. We need more permanent open spaces.				4	
c. We need more trees in our community.	4				
d. Traffic congestion is a problem in our community.	4				

5. Using the same rating scales in numbers 1 and 3, how would you rate the following business services in your community?

	A	B	C	D
a. grocery stores		4		
b. pharmacies or drug stores		4		
c. department stores		4		
d. fast-food restaurants or eateries		4		
e. entertainment		4		
f. hardware/lumber stores		4		
g. auto services		4		
h. banking and financial services		4		

6. What priority should your community give to the development of each of the following?

- 1 – Top Priority
 2 – Intermediate Priority
 3 – Least priority
 4 – Don't know

	1	2	3	4
a. affordable housing		4		
b. business offices			4	
c. neighborhood convenience stores			4	
d. fast-food restaurants or eateries			4	
e. entertainment			4	
f. home business or livelihood programs	4			
g. schools or colleges	4			
h. health services	4			
i. others (specify) <i>street maintenance</i>	4			

Background Information:

(Check the applicable information.)

1. Are you: _____ Male 4 Female
2. How many years have you lived in your community?
 _____ 0 – 3 years _____ 11 – 15 years
4 4 – 6 years _____ 16 – 25 years
 _____ 7 – 10 years _____ Over 25 years
3. Do you expect to be living in your community five years from now?
 _____ Yes 4 No _____ Don't Know

4. Are you renting or do you own your house?
 _____ Renting 4 Own
5. How many family members live in your house?
 _____ 1 4 5
 _____ 2 _____ 6
 _____ 3 _____ 7
 _____ 4 _____ 8 or more
6. What is the present age of each family member living in your home?
 a. Your present age: 24 years
 If applicable,
 b. 2nd family member: 51 years old
 c. 3rd family member: 50 years old
 d. 4th family member: 23 years old
 e. 5th family member: 17 years old
 f. 6th family member: _____ years old
 g. 7th family member: _____ years old
 h. 8th and other family members: _____ years old
7. Do you or any other members of your household attend school?
4 Yes _____ No
8. If yes, how many of you attend the following schools?
 Number of household members attending: 1
 _____ Elementary schools
 _____ Secondary schools
 _____ Colleges or universities
4 Home Study programs
9. In what industry is the major wage earner in your family employed?
 _____ Agriculture _____ Finance, Insurance, Real Estate
 _____ Mining _____ Government
 _____ Construction 4 Education/Training
 _____ Manufacturing _____ Services

- | | |
|---|------------------------------------|
| <input type="checkbox"/> Retail/Wholesale | <input type="checkbox"/> Retired |
| <input type="checkbox"/> Transportation,
Communications, and
Public Utilities | <input type="checkbox"/> Homemaker |
| | <input type="checkbox"/> Student |

10. Which of the following categories best describes your gross total family income last year?

- P 170,000 and over
 P 130,000 to P 169,000
 P 100,000 to P 129,999
 P 70,000 to P 99,999
 P 30,000 to P 69,999
 Less than P 30,000

11. What was the level of education you completed?

- Elementary Vocational
 High School Postgraduate
 College

12. If you have additional comments about your community, write them below.

There should be a regular barangay meeting to discuss the problems in the community.

Let's Think About This (pages 15–16)

These are sample answers. Your answers may be different.

- I felt that I got to know more about my neighbors and the community where I live. I felt that I was doing something very important and I was very glad that the people I interviewed were very cooperative.
- I observed that they were very cooperative while I was interviewing them. There were times when it took them long to respond to an item. I believe this shows that they took the interview seriously.
- They said that they were glad that they were asked about the needs of the community. They felt that they were fulfilling their responsibility as members of the community.
- I learned a lot about my neighbors and about the problems and needs in the community that should be addressed.

You may discuss your answers with your Instructional Manager for additional feedback.

Let's See What You Have Learned (page 22)

1. A community survey is a formal or official study conducted in a community.
2. Its purpose is to identify the needs and problems in the community.
3. A community survey can be conducted through an interview. The interviewer will go from house to house to ask the respondents to answer a survey. Survey forms may also be mailed or left to families and collected on a date that has been agreed on.
4. Anyone can conduct a community survey as long as she/he has the knowledge and skill to conduct a survey. She/He should also coordinate with the community leaders and residents to ensure that the survey will be conducted successfully.
5. Everyone in the community is involved in the community survey. The participation of the residents and leaders of the community ensures that the problems and needs of the community will be carefully and successfully identified.
6. I should coordinate with the barangay leaders in the community to explain to them the nature and purpose of a community survey. I will also inform the organizations in the community so they can participate in conducting the survey.
 - ◆ After the officials and I have discussed the importance of a community survey, we will decide on the survey form that is appropriate for the community. We will consult government agencies or survey specialists for this.
 - ◆ Then, we will hold a meeting with the residents to explain to them the purpose of the survey. We will set the date when the survey will be conducted, so that everybody will be able to participate in the survey.

C. Lesson 2

Let's Try This (pages 24–25)

The following are sample observations about a community. Your observations about your community may be different.

1. Garbage disposal:
 - ◆ I observed that the people in my community don't know how to properly dispose of their garbage. The streets are filled with trash, especially since the garbage trucks fail to collect the garbage regularly.

2. Street maintenance:

- ◆ I observed that the street maintenance services are inadequate. There are many potholes and the street always turns muddy when it rains.

Let's See What You Have Learned (page 30)

A. 4 Analyze and interpret the data.

 6 Make your conclusions.

 2 Tabulate your data.

 5 Arrange your data according to your analysis and interpretation.

 1 Determine the total number of people who participated in the survey.

 3 Go over the data once more to make sure your tabulations are correct.

- B.
1. It is important to tabulate, analyze and interpret the data gathered from the survey so it will be easily understood by those who will read the results of the survey. It will also be easier to focus on the problems that have been found to be major concerns of the residents.
 2. Each response in the survey should be considered very important because each response reflects the perceptions of a community member regarding the condition of the community and its needs and problems.
 3. The conclusions are summaries of the data gathered through the survey. These point out the major problems in the community as shown by the responses in the survey.

D. Lesson 3

Let's Study and Analyze (page 32)

This is a sample answer. Your answer may be different.

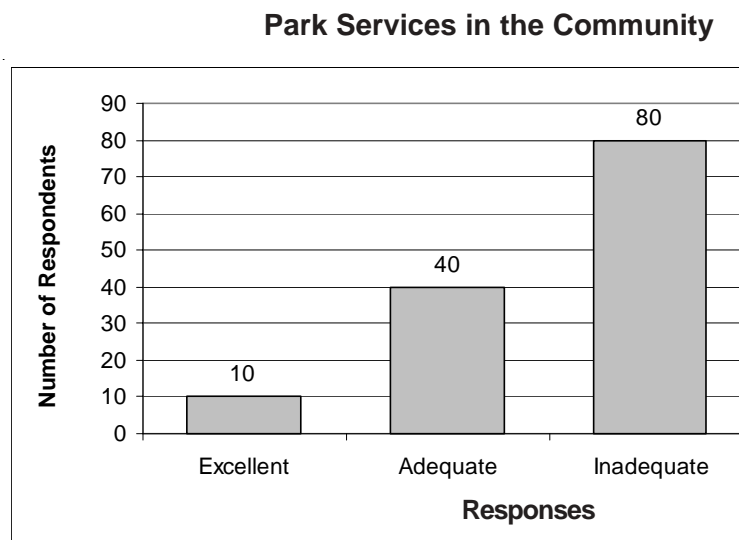
- ◆ I recommend that the residents be taught how to recycle and reuse their trash or garbage. The barangay leaders can hold a meeting and invite a speaker who will teach the residents the different ways of recycling and reusing their garbage. The community can also coordinate with private or government agencies that have recycling facilities. There should also be a meeting to discuss the regular collection of garbage in the community.

Let's Think About This (pages 33–34)

These are sample recommendations. Your recommendations may be different.

- ◆ My community has many health problems and the health services are inadequate. I recommended that the barangay council ask the help of the Department of Health to set up a clinic in the community that will help the existing health centers to provide services for the residents in the community. I also recommended that the clinics provide free health seminars and workshops for the community members.

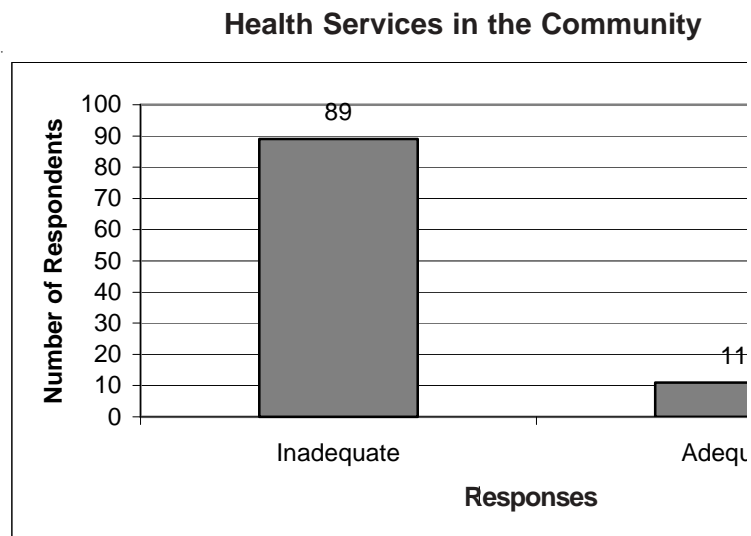
Let's Try This (page 38)



Let's See What You Have Learned (page 39)

1. These are sample recommendations. Your recommendations may be different.
 - ◆ I recommend that the barangay officials seek the help of the Department of Health and the city officials to provide free services for the residents in the community. They can set up free clinics and conduct health seminars and workshops. I also recommend that the barangay officials look for volunteers to help out in providing health services for the community members.
2. I will show the results and recommendations to barangay officials and residents, so that everyone in the community can participate in determining the possible solutions to the inadequacy in the community's health services.

3. I will use a graph to present the results of the survey.



You may also use a table or percentages in presenting the results of the survey. Show your answer to you Instructional Manager or Facilitator for additional feedback.

E. What Have You Learned? (pages 42–43)

1. (4) A community survey is one good way to identify the needs and problems in the community. The responses of the residents in the survey reflect the community's condition.
2. (4) The community survey seeks to identify the needs and problems in the community. Projects and programs can be created and implemented to meet the needs of the community and its members.
3. (6) There is a need to discuss the community survey with your community's officials and residents so that everyone can participate and the responses will truly reflect the condition of the community.
4. (4) The community survey involves everyone in the community. The participation of all the community's members is important for the survey to be conducted successfully.
5. (4) A report of the survey should be presented to the community so that actions can be taken to address the needs and problems the survey has identified.
6. (6) Everyone in the community should take the survey so that the results will truly reflect the condition, needs and problems of the community.

7. (4) Every answer is important in determining the community's needs and problems.
8. (6) You should also ask the officials and other residents in the community for recommendations on the needs and problems identified in the survey. The participation of every member of the community is important so effective programs and projects can be created and implemented to meet the community's needs and problems.
9. (4) Everyone in the community should be given a copy of the report on the survey results so that they can participate in deciding what programs and projects are appropriate for the needs and problems in the community.
10. (6) A community survey should be conducted even if you already have identified a problem in your community. There may be other problems and needs that the community has that you are not aware of. In addition, other residents in the community may not consider the problem you have identified as a priority.



Glossary

- Address** Recognize, identify or deal with
- Analyze** To study or to think through
- Classify** To group together and place under a category
- Community** A group of people living in the same area
- Community survey** A formal or official study conducted in a community
- Conclusion** Summary of the data gathered
- Data** Information gathered
- Graph** An illustration showing relationship of items, numbers or quantities
- Interpret** To explain or understand
- Interview** Part of a research method in which a person is asked questions about a certain issue or topic
- Percentage** The ratio or proportion of a certain response over the total number of responses
- Recommendation** Suggestion or possible solution to a problem
- Respondent** One who answers the survey
- Response** Answer or reply
- Synthesize** Integrate or combine all the results, analyses and interpretations of a study
- Table** A set of data, facts or figures arranged in rows or columns
- Tabulate** To arrange in table form



References

- Alreck, Pamela L. and Robert B. Settle. *The Survey Research Handbook 2nd edition*. USA: Irwin Professional Publishing, Inc., 1995.
- Community Needs Assessment Survey Guide: Example Survey*. Utah State University Extension. <<http://www.ext.usu.edu/crd/survey/draper.htm>>. March 9, 2001, date accessed.
- Community Self-Assessment Survey*. <http://www.ag.uiuc.edu/~lced/surveys/CSASurvey_CDCIa.html>. March 12, 2001, date accessed.